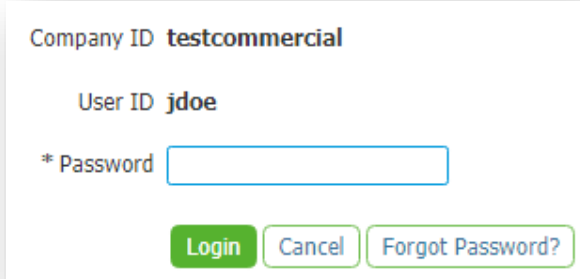
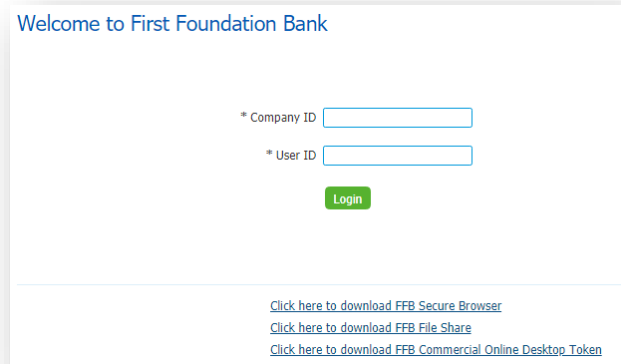


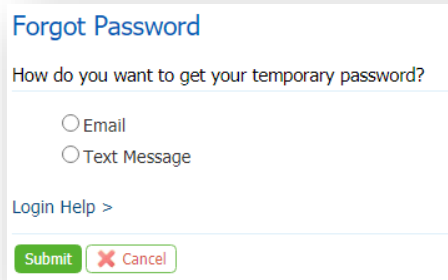
# Commercial Online Password Self Reset Guide

If your password isn't working during your first time logging in or any time in the future, please follow these simple steps to get sent a new one!

1. At the login screen  
<https://firstfoundation.olbanking.com>,  
enter your Company and User IDs, then  
click "Login" to proceed




2. On the next screen, click on "Forgot Password"



3. Select how you would like to receive your temporary password and then click on "Submit"

### Register for Out Of Band Authorization


Create PIN

 Your PIN should be at least 6 characters and contain at least one letter and one number

\* Temporary Password

\* Enter PIN

\* Confirm PIN



4. It should take you to a page where you can enter a temporary password and set a PIN to use going forward. Based on your selection, you should receive an email or text with a temporary password, and can use it to complete the reset process on this page.



Your temporary password phrase is 9~Rt6@Nu

5. Once you click “Submit” it will confirm that the reset was successful, and allow you to back to the login page where you can use your Company ID, User ID, and new PIN to log in.

## We are here to help!

Visit the [Login and Upgrade Center](#), or contact us at 888-405-4332 or [OnlineBanking@ff-inc.com](mailto:OnlineBanking@ff-inc.com) for additional support.